





SDG Hero Pilot Workshop:


The 1-Pager Guide


Thank you for joining us. Your goal is to test how SDG Hero aligns with your organization's educational objectives and empowers your community.




































 <p>Who 1 Game Master 3-7 Participants (Potential GMs, Key Decision Makers, Children Aged 8+)</p>	 <p>Printed Materials SDG Hero Box Set & Game Demo Template (Download from Resource page on our website)</p>	 <p>Space Set Up Movable tables, pens, blank paper (Required) & A projector (Optional)</p>	 <p>Outcome Workshop Photos + Record Submission</p>
---	--	--	---


Unlock your Level 1 Rewards







Official GM Certification



Free Physical Toolkit


	<p>Phase 1: Self-Study ⌚ 30 Min</p>	<table border="1" style="width: 100%; border-collapse: collapse;"> <thead> <tr> <th style="width: 15%;">Task</th> <th>Action</th> </tr> </thead> <tbody> <tr> <td style="text-align: center;"> Print</td> <td>Download and print the "SDG Hero Box Set" from the Resource page.</td> </tr> <tr> <td style="text-align: center;"> Watch</td> <td>View the Five Training Videos (or GM Training Slides) and download the Game Co-Creation Workshop Slides</td> </tr> </tbody> </table>	Task	Action	 Print	Download and print the "SDG Hero Box Set" from the Resource page.	 Watch	View the Five Training Videos (or GM Training Slides) and download the Game Co-Creation Workshop Slides	 <p>Have I understood the workshop flow and the program objectives?</p>
Task	Action								
 Print	Download and print the "SDG Hero Box Set" from the Resource page.								
 Watch	View the Five Training Videos (or GM Training Slides) and download the Game Co-Creation Workshop Slides								
	<p>Phase 2: Prepare ⌚ 20 Mins</p>	<table border="1" style="width: 100%; border-collapse: collapse;"> <thead> <tr> <th style="width: 15%;">Task</th> <th>Action</th> </tr> </thead> <tbody> <tr> <td style="text-align: center;"> Recruit</td> <td>Invite 3-7 participants to form 1-2 teams.</td> </tr> <tr> <td style="text-align: center;"> Organize</td> <td>Distribute the Game Demo Template, Printed Box, pens, and blank paper to each team's table.</td> </tr> </tbody> </table>	Task	Action	 Recruit	Invite 3-7 participants to form 1-2 teams.	 Organize	Distribute the Game Demo Template, Printed Box, pens, and blank paper to each team's table.	 <p>Do I have all the materials ready for the following group collaboration?</p>
Task	Action								
 Recruit	Invite 3-7 participants to form 1-2 teams.								
 Organize	Distribute the Game Demo Template, Printed Box, pens, and blank paper to each team's table.								
	<p>Phase 3: Co-Create ⌚ 60-90 Mins</p>	<table border="1" style="width: 100%; border-collapse: collapse;"> <thead> <tr> <th style="width: 15%;">Task</th> <th>Action</th> </tr> </thead> <tbody> <tr> <td style="text-align: center;"> Play</td> <td>Guide your participants to play, design, present their game, and share feedback.</td> </tr> <tr> <td style="text-align: center;"> Capture</td> <td>Snap 1-5 photos showing the participants AND the printed Toolkit in action.</td> </tr> </tbody> </table>	Task	Action	 Play	Guide your participants to play, design, present their game, and share feedback.	 Capture	Snap 1-5 photos showing the participants AND the printed Toolkit in action.	 <p>Does this workshop experience fit my curriculum and engage my participants?</p>
Task	Action								
 Play	Guide your participants to play, design, present their game, and share feedback.								
 Capture	Snap 1-5 photos showing the participants AND the printed Toolkit in action.								
	<p>Phase 4: Claim Rewards</p>	<table border="1" style="width: 100%; border-collapse: collapse;"> <thead> <tr> <th style="width: 15%;">Task</th> <th>Action</th> </tr> </thead> <tbody> <tr> <td style="text-align: center;"> Submit</td> <td>Log into your GM Dashboard and Submit Pilot Workshop Record</td> </tr> <tr> <td style="text-align: center;"> Connect</td> <td>Keep an eye on your inbox for the Online Welcome Session invitation.</td> </tr> </tbody> </table>	Task	Action	 Submit	Log into your GM Dashboard and Submit Pilot Workshop Record	 Connect	Keep an eye on your inbox for the Online Welcome Session invitation.	 <p>Have I successfully logged to unlock my rewards and the next step?</p>
Task	Action								
 Submit	Log into your GM Dashboard and Submit Pilot Workshop Record								
 Connect	Keep an eye on your inbox for the Online Welcome Session invitation.								





What Happens Next

-  **Week 1-2:** SDG Hero team reviews your submission
-  **Week 2:** You receive your Level 1 GM E-Certificate and join the Online Welcome Session
-  **Week 3-4:** Your free physical Toolkit Box ships





Need Help?

-  **Technical Issues** (login, download, upload problems): Contact: info@boko.com
-  **Program Questions:** Check the Help Center on the website